

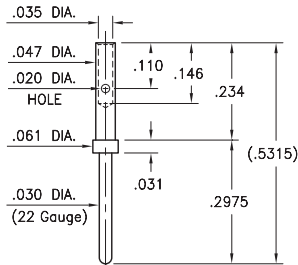
MALE PCB PINS

CRIMP PINS FOR 12-28 AWG WIRE

3922

3922-0-01-XX-00-00-08-0

Wire crimp termination. Accepts wire sizes 22 AWG Max. / 28 AWG Min.

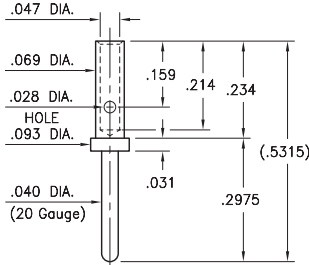


Dimensions per M39029/58-360

3920

3920-0-01-XX-00-00-08-0

Wire crimp termination. Accepts wire sizes 20 AWG Max. / 24 AWG Min.

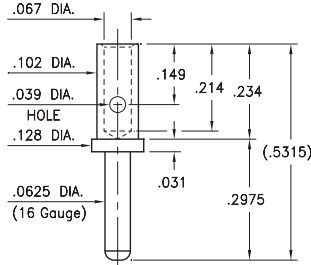


Dimensions per M39029/58-363

3916

3916-0-01-XX-00-00-08-0

Wire crimp termination. Accepts wire sizes 16 AWG Max. / 20 AWG Min.

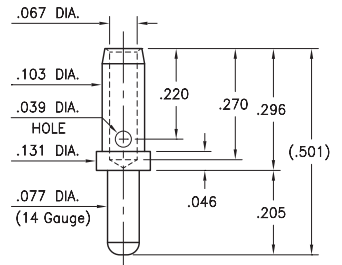


Dimensions per M39029/58-364

3914

3914-0-01-XX-00-00-08-0

Wire crimp termination. Accepts wire sizes 14 AWG Max. / 16 AWG Min.

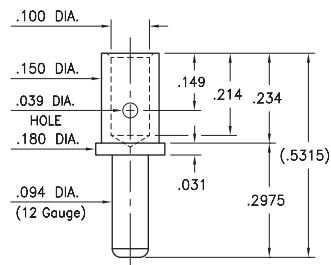


Dimensions per M39029/1-102

3912

3912-0-01-XX-00-00-08-0

Wire crimp termination. Accepts wire sizes 12 AWG Max. / 14 AWG Min.



Dimensions per M39029/58-365

SPECIFICATIONS:

Pin Material: Brass Alloy 360, 1/2 Hard
(Annealed)

Dimensions: Inches

Tolerances On: Lengths: $\pm .005$
Diameters: $\pm .002$
Angles: $\pm 2^\circ$



ORDER CODE: 39XX - X - 01 - XX - 00 - 00 - 08 - 0

BASIC PART #

SPECIFY PIN FINISH:

- 01 200 μ m TIN/LEAD OVER NICKEL
- ◆ 80 200 μ m TIN OVER NICKEL (RoHS)
- ◆ 15 10 μ m GOLD OVER NICKEL (RoHS)
- ◆ 21 20 μ m GOLD OVER NICKEL (RoHS)
- ◆ 34 50 μ m GOLD OVER NICKEL (RoHS)

