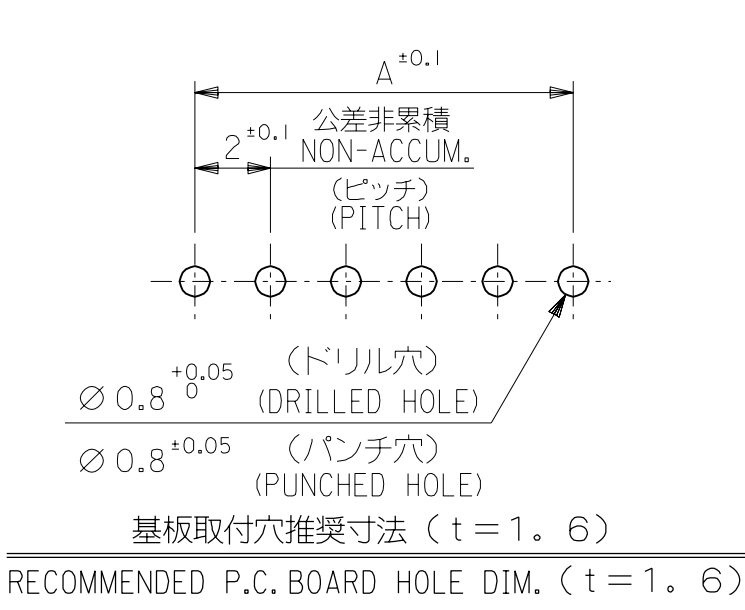
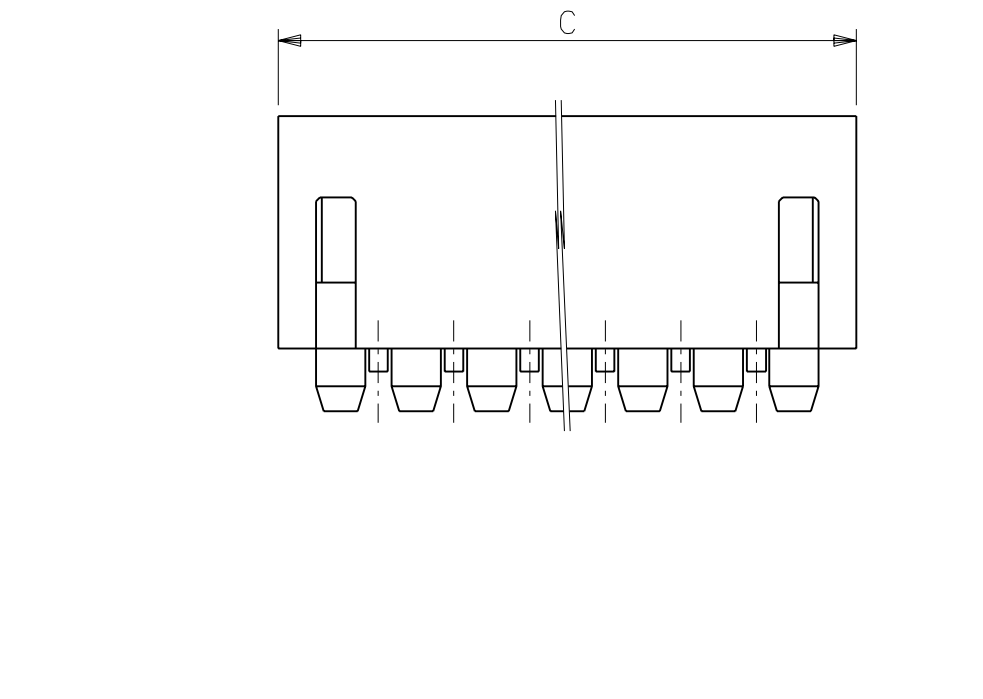
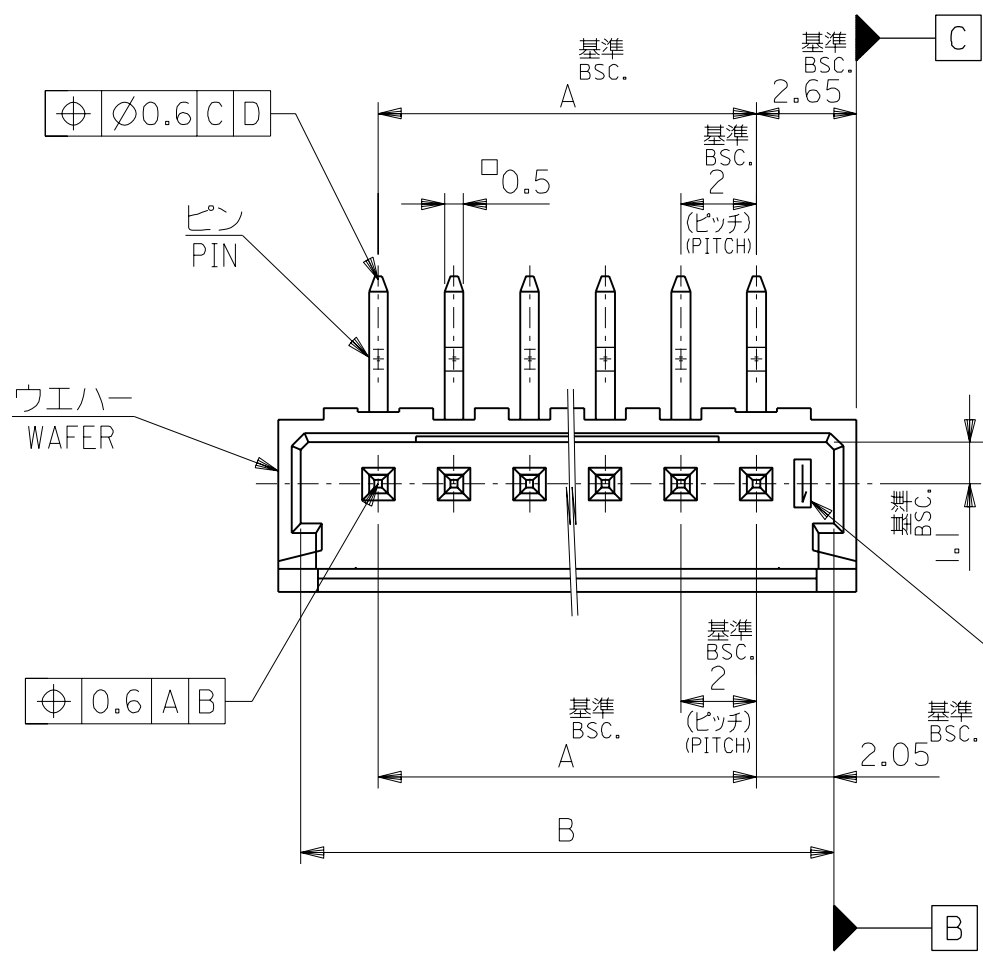


DWG. NO. SD-53325-002



注記 NOTES

1. 嵌合相手: 51090-\*\*\*00, 52484-\*\*\*1\*  
MATES WITH
2. 材質 MATERIAL  
ウエハー: PBT (ガラス15%入り) UL94V-0  
WAFER: PBT (G.F. 15%), UL94V-0  
ピン: 黄銅、スズメッキ  
PIN: BRASS, PRE-TINNED

3. キングは全ピンに交互に付加。2極はキング無し。  
SET KINK ALTERNATELY TO ALL CIRCUITS.  
CIRCUIT 2 HAS NO KINK.

4. 製品番号 MATERIAL NO.  
53325-\*\*\*6\*  
極数 CIRCUIT SIZE 色 COLOR

ナチュラル (白) NATURAL (WHITE)	0
赤 RED	2
黄 YELLOW	3
青 BLUE	4

無鉛  
LEAD FREE

15	33.3	32.1	28	53325-156*	53325-***6*
14	31.3	30.1	26	-146*	
13	29.3	28.1	24	-136*	
12	27.3	26.1	22	-126*	
11	25.3	24.1	20	-116*	
10	23.3	22.1	18	-106*	
9	21.3	20.1	16	-096*	
8	19.3	18.1	14	-086*	
7	17.3	16.1	12	-076*	
6	15.3	14.1	10	-066*	
5	13.3	12.1	8	-056*	
4	11.3	10.1	6	-046*	
3	9.3	8.1	4	-036*	
2	7.3	6.1	2	53325-026*	
極数	CKT.	C	B	A	

DO NOT SCALE DRAWING

064 NO. DRWN: CHK: APPR:	063 NO. DRWN: CHK: APPR:	062 NO. DRWN: CHK: APPR:	061 NO. DRWN: CHK: APPR:	RELEASED 060 NO. J2003-1741 DRWN: S.SHIBATA '02/12/25 CH'K: T.KANEKO '02/12/25 APPR: YO.ITO '02/12/25	
REV	DESCRIPTION	MATERIAL 材料	FINISH 仕上げ	WIRE RANGE 適用電線範囲	INS. RANGE 被覆外径
A		注記参照 SEE NOTES	#	#	#

GENERAL TOLERANCES: (UNLESS SPECIFIED) 一般公差	SCALE 5-1	DESIGN UNITS <input checked="" type="checkbox"/> mm <input type="checkbox"/> INCH	PROJECTION <input checked="" type="checkbox"/> 1ST ANGLE <input type="checkbox"/> 3RD ANGLE	DIMENSIONS: <input type="checkbox"/> mm <input type="checkbox"/> INCH <input checked="" type="checkbox"/> mm ONLY	SHT	REV
10 UNDER 未満	±0.2	DRAWN BY & DATE S. Shibata '02/12/25	TITLE: 2.0 WIRE TO BOARD CONN. WAFER ASS'Y (R/A)			
10 OVER 以上 30 UNDER 未満	±0.25	CHECKED BY & DATE J. Miyazawa '02/12/25	MOLEX INCORPORATED			
30 OVER 以上	±0.3	APPROVED BY & DATE Y. Ota '02/12/25	MATERIAL NO. SEE CHART	DRAWING NO. SD-53325-002	SHEET NO. 1 OF 1	SIZE B
ANGLE 角度	±3°	CAD FILENAME SD-53325-002.DGN	THIS DRAWING CONTAINS INFORMATION THAT IS PROPRIETARY TO MOLEX INCORPORATED AND SHOULD NOT BE USED WITHOUT WRITTEN PERMISSION.			