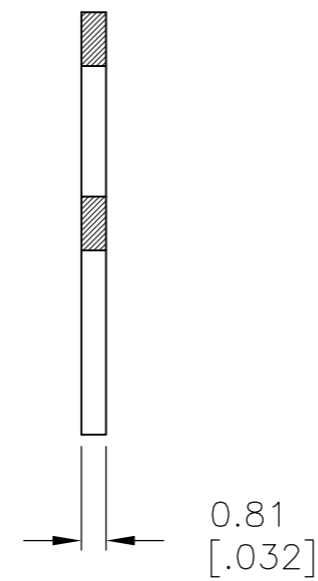
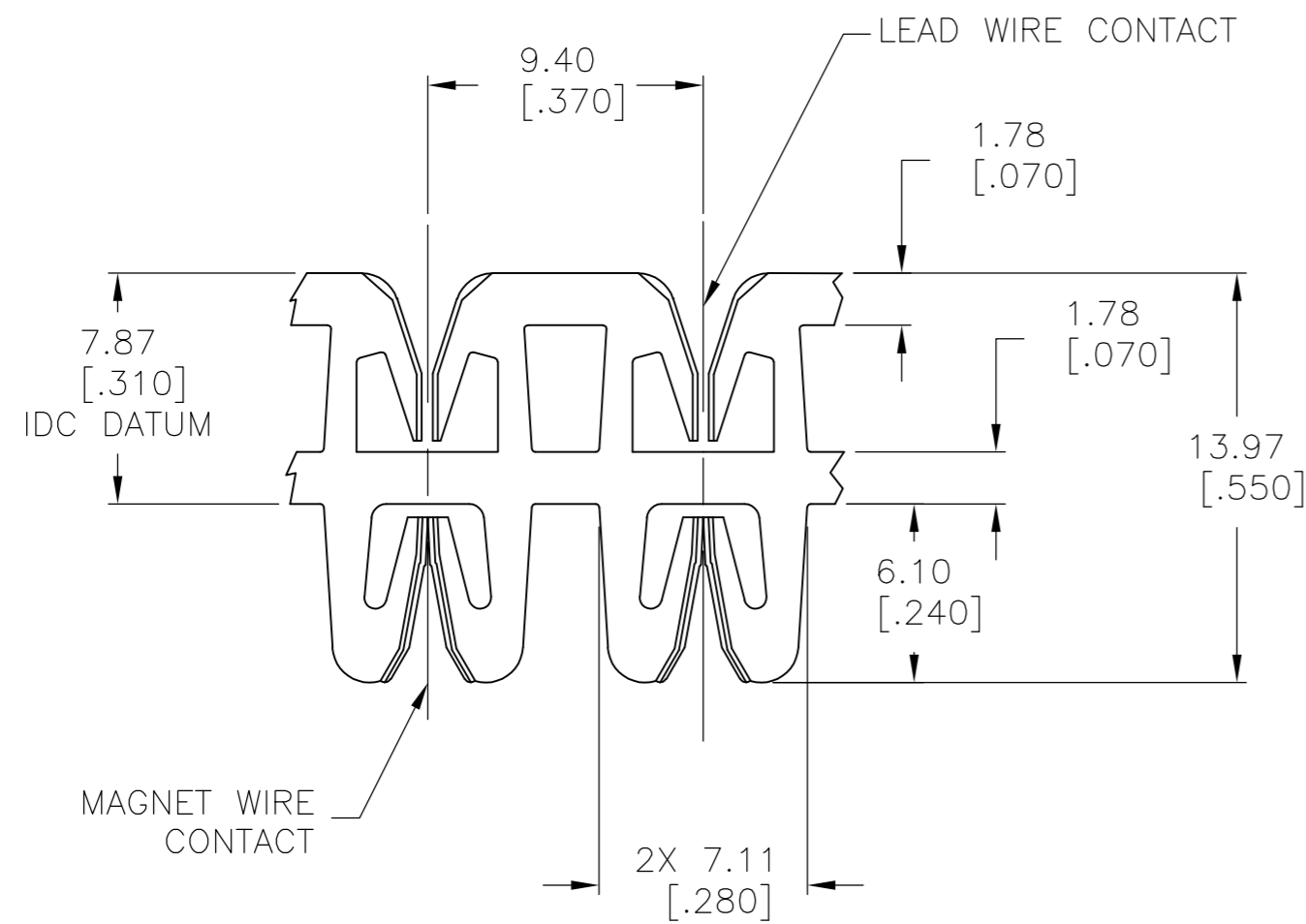
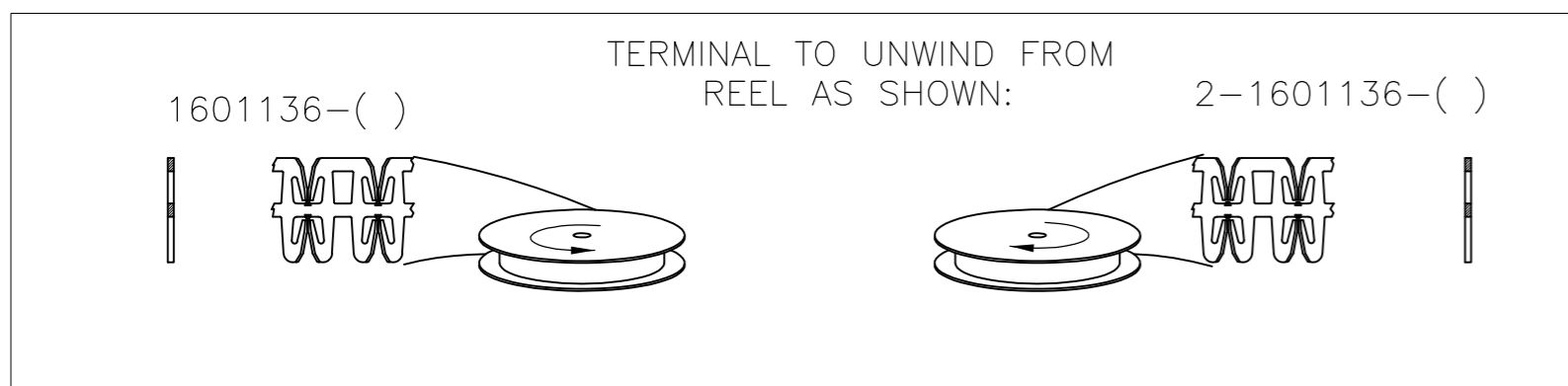
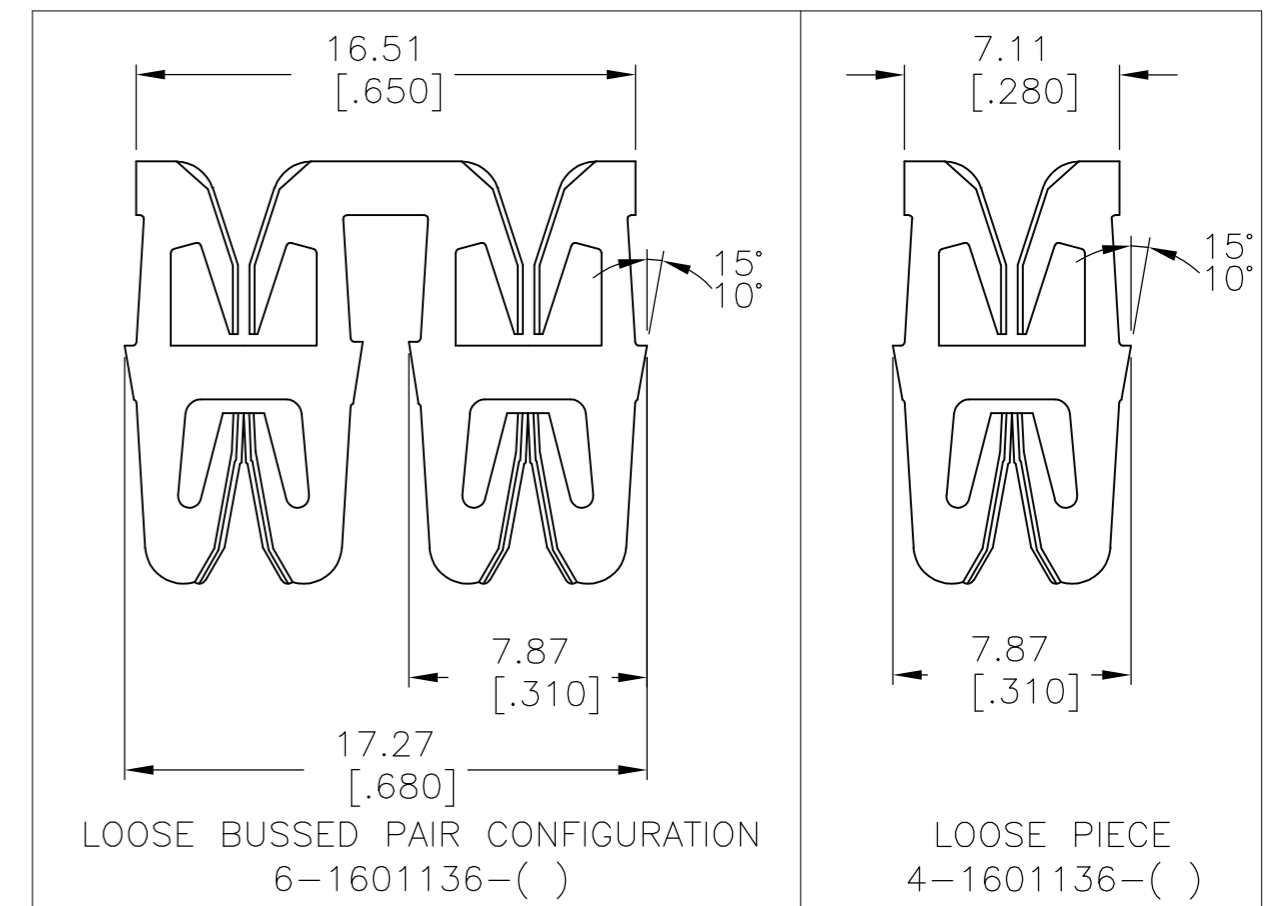


THIS DRAWING IS UNPUBLISHED. RELEASED FOR PUBLICATION
 © COPYRIGHT BY TYCO ELECTRONICS CORPORATION. ALL RIGHTS RESERVED.

LOC		DIST		REVISIONS			
P	LTR	DESCRIPTION		DATE	DWN	APVD	
AF	50	A2	REVISED PER ECR-08-006157	11MAR08	HMR	GJ	



- 1 COPPER MAGNET WIRE: #12-#23 AWG, 2.06-0.56mm [.081-.022] DIA. COPPER.
LEAD WIRE: #16-#20 AWG, [1.3-0.5mm²] STRANDED, BONDED OR SOLID WITH PVC INSULATION, MAX INSULATION OUTSIDE DIAMETER IS 4.00mm [.156], NO STRIPPING REQUIRED. OTHER INSULATION TYPES MAY BE ACCOMMODATED, CONSULT TYCO ELECTRONICS FOR APPROVAL.
- 2 POCKET RECOMMENDATION: 1601436.
- 3 TERMINAL APPLICATION TO COMPLY WITH TYCO ELECTRONICS SPEC 114-13210, FIGURE 3.
- 4 PRELIMINARY NOT FOR PRODUCTION



-	-	-
-	-	-
UNPLATED	-	△ ₄ 6-1601136-1
UNPLATED	051-001-000	4-1601136-1
UNPLATED	151-002-000	2-1601136-1
UNPLATED	151-001-000	1601136-1
FINISH	REFERENCE PART NUMBER	PART NUMBER
THIS DRAWING IS A CONTROLLED DOCUMENT.		DWN 07MAR2002 MICHAEL S. FEHER
DIMENSIONS: mm [INCHES]		CHK 07MAR2002 GENE JACONO
TOLERANCES UNLESS OTHERWISE SPECIFIED:		APVD 07MAR2002 GENE JACONO
0 PLC ± -	1 PLC ± 0.25 [.010]	PRODUCT SPEC
2 PLC ± 0.13 [.005]	3 PLC ± -	108-2239
4 PLC ± -	ANGLES ± 2°	APPLICATION SPEC
MATERIAL BRASS, SPRING HARD	FINISH SEE TABLE	WEIGHT -
CUSTOMER DRAWING		SIZE A2
SCALE 4:1		CAGE CODE 00779
SHEET 1 OF 1		DRAWING NO. C=1601136
REV A2		RESTRICTED TO -