


VIPerPlus

Your SMPS design deserves a Plus





Content

Where every mW counts.....	5
VIPerPlus series	7
VIPerPlusOP: zero power mode.....	7
VIPerPlus series 1: minimal BoM & low voltage applications.....	7
VIPerPlus series 5: quasi-resonant.....	8
VIPerPlus series 6: minimal BoM & automotive.....	8
VIPerPlus series 7: brown out.....	9
VIPerPlus series 8: peak power.....	9
A Plus for your applications	10
A Plus for metering.....	10
A Plus for lighting.....	10
A Plus for home appliances.....	11
A Plus for home automation.....	11
A Plus for consumer and adapters.....	12
A Plus for automotive.....	12
Evaluation boards	13
Available in a click	15





Where every mW counts

Today, power supply units require more sophisticated methods for improving performance while energy-saving regulations push for greater efficiency.

VIPerPlus accepts the challenge, combining an 800 V avalanche rugged power section with state-of-the-art PWM circuitry for control, and offering a comprehensive set of features and built-in protections. The result is an SMPS design that meets the most demanding energy-saving regulations and more: high reliability, flexibility and minimal component count.

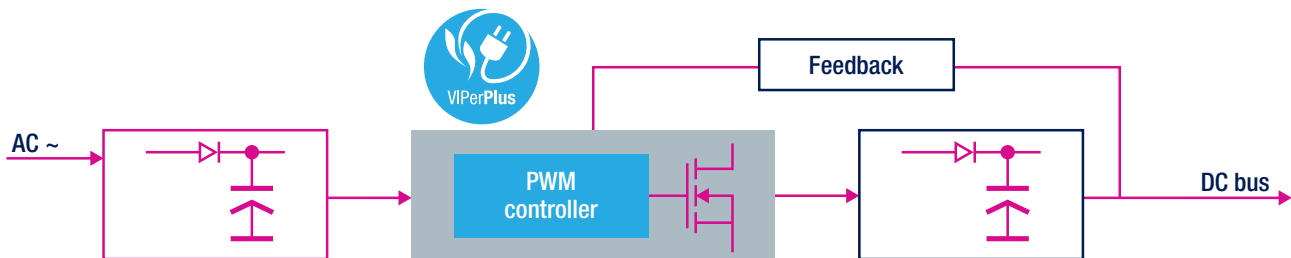
MAIN APPLICATIONS

- Metering
- Lighting
- Home appliances
- Home automation
- Consumer and adapters
- Automotive

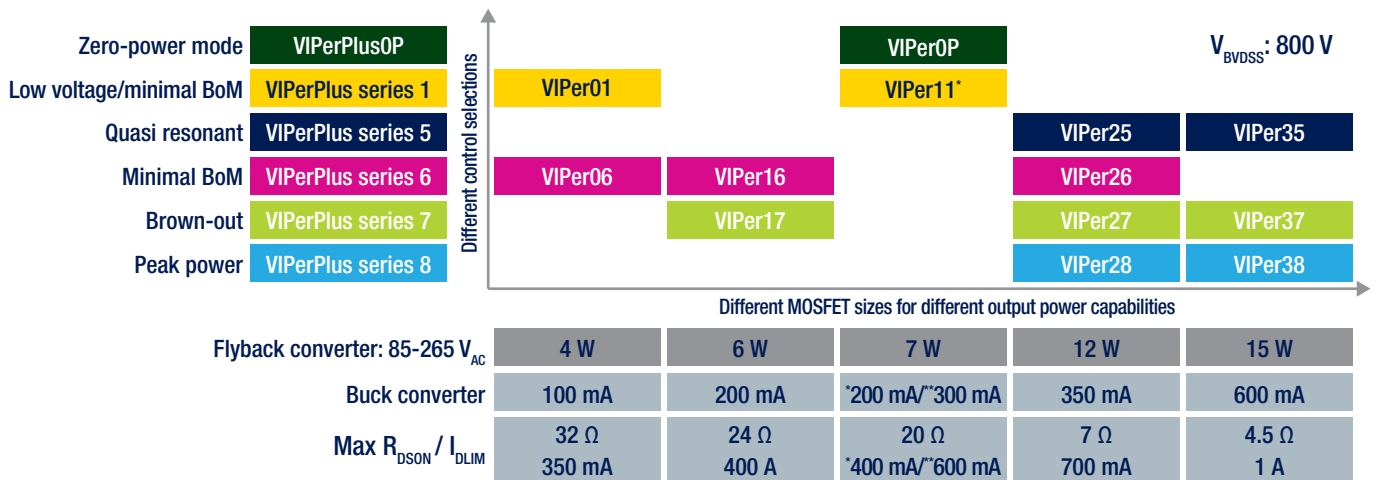
GET IT ALL WITH VIPerPlus

- A Plus in efficiency
 - The easiest way to comply with the most stringent energy-saving regulations
- A Plus in reliability
 - For an improved SMPS lifetime
 - 800 V avalanche-rugged power MOSFET allowing ultra wide V_{AC} input range to be covered
- A Plus in versatility
 - Fitting most popular topologies and power ranges up to 15 W
 - Smart stand by architecture using VIPer zero power
- A Plus in cost-effectiveness
 - Small, highly-integrated ICs reduce the number of required external components

MAIN FUNCTIONAL BLOCKS



FAMILY PORTRAIT



VIPer11*: coming soon

DIFFERENTIATORS - FIND THE PLUS FOR YOUR APPLICATION

Quasi-resonant		VIPerPlus series 5				
Jittered frequency (30, 60 or 115/120 kHz)	VIPerPlus0P	VIPerPlus series 1		VIPerPlus series 6	VIPerPlus series 7	VIPerPlus series 8
Brown-out protection (settable)			VIPerPlus series 5		VIPerPlus series 7	
Low input voltage (18 VDC)		VIPerPlus series 1				
Extra power timer (peak power)						VIPerPlus series 8
Double-level OCP			VIPerPlus series 5		VIPerPlus series 7	VIPerPlus series 8
Feed forward compensation			VIPerPlus series 5			
Embedded E/A 3.3 V, 1.2 V (V*1 & V0P)	VIPerPlus0P	VIPerPlus series 1		VIPerPlus series 6		
Floating E/A ground (for easy negative output setting)	VIPerPlus0P					
Self-supply option (remove auxiliary winding)	VIPerPlus0P	VIPerPlus series 1		VIPerPlus series 6		
Wide range V _{cc} (4.5 to 30 V)	VIPerPlus0P	VIPerPlus series 1				
V _{cc} protection	VIPerPlus0P	VIPerPlus series 1		VIPerPlus series 6		
Flux runaway protection (for low start up peak current)	VIPerPlus0P	VIPerPlus series 1				
Zero power mode (ZPM)	VIPerPlus0P					
Input OVP		VIPerPlus series 1				
Output OVP		VIPerPlus series 1	VIPerPlus series 5		VIPerPlus series 7	VIPerPlus series 8
PWM current mode using optocoupler Cycle-by-cycle OCP Light load management (Burst mode/PFM) Soft start up Thermal shutdown Short-circuit protection Automatic restart after fault	VIPerPlus0P 10 mW 4 mW (ZPM)	VIPerPlus series 1 10 mW	VIPerPlus series 5 30 mW	VIPerPlus series 6 30 mW	VIPerPlus series 7 30 mW	VIPerPlus series 8 30 mW

TOPOLOGIES- BEST FIT FOR THE MOST POPULAR ARCHITECTURES

Isolated flyback Primary Side Regulation (PSR)	VIPerPlus0P	VIPerPlus series 1		VIPerPlus series 6		
	Secondary Side Regulation (SSR)					
	VIPerPlus0P	VIPerPlus series 1	VIPerPlus series 5	VIPerPlus series 6	VIPerPlus series 7	VIPerPlus series 8
Non-isolated Flyback/buck/buck boost	VIPerPlus0P	VIPerPlus series 1		VIPerPlus series 6		



VIPerPlus series

VIPerPlus0P: ZERO POWER MODE

VIPer0P
7 W
V_{BVDS} 800 V
Max $R_{DS(on)}$ 20 Ω I_{DLIM} 400 mA

RECOMMENDED FOR

- Home appliances
- Small Home appliances
- Home lighting
- Home automation

DIFFERENTIATORS

- Fixed frequency with jittering reduces the EMI allowing the minimal bill of material
- Zero power mode (ZPM) allows smart turn ON and OFF through button or MCU
- Integrated error amplifier with 1.2 V reference and floating ground to allow direct feedback and simplify BoM for negative output
- Wide supply voltage range: 4.5 V to 30 V
 - 4.5 V allows external supply from low voltage output (5 V)
 - 30 V allows wide auxiliary voltage in case the transformer is used

- Pulse-skip protection to prevent flux runaway and the peak start current
- Topology supported: flyback (PSR and SSR), buck, buck-boost

VIPerPlus series 1: MINIMAL BoM & LOW VOLTAGE APPLICATION

VIPer01	VIPer11*
4 W	7 W
V_{BVDS} 800 V	
Max $R_{DS(on)}$ 30 Ω I_{DLIM} 120/240/360 mA	Max $R_{DS(on)}$ 20 Ω I_{DLIM} 370/480/590 mA

VIPer11*: coming soon

RECOMMENDED FOR

- Home appliances
- Small Home appliances
- Home lighting
- Home automation

DIFFERENTIATORS

- Fixed frequency with jittering reduces the EMI allowing the minimal bill of material
- Disable pin to set the input or output OVP
- Integrated error amplifier with 1.2 V reference to allow direct feedback by resistor divider
- HV current source starts at 18 VDC input voltage (only VIPer01)
- Wide supply voltage range: 4.5 V to 30 V
 - 4.5 V allows external supply from low voltage output (5 V)
 - 30 V allows wide auxiliary voltage in case the transformer is used

- Pulse-skip protection to prevent flux runaway and the peak start current.
- Topology supported: flyback (PSR and SSR), buck, buck-boost

VIPerPlus series 5: QUASI-RESONANT

VIPer25	VIPer35
12 W	15 W
V_{BVDS} 800 V	
Max $R_{\text{DS(on)}}$ 7 Ω I_{DLIM} 700 mA	Max $R_{\text{DS(on)}}$ 4.5 Ω I_{DLIM} 1 A

DIFFERENTIATORS

- The quasi-resonant operation reduces the switching losses and improves power conversion efficiency at wide range load
- Quasi resonant operations reduces the EMI allowing to minimize the input filter size
- Feed forward compensation allows a stable power capability for a wide input voltage
- Embedded protections: output OVP, short circuit/OLP, 2nd OCP, settable brown-out
- Topology supported: isolated flyback- SSR

RECOMMENDED FOR

- Consumer
- Adapters
- Air conditioning

VIPerPlus series 6: MINIMAL BoM & AUTOMOTIVE

VIPer06	VIPer16 VIPerA16*	VIPer26
4 W	6 W	12 W
V_{BVDS} 800 V		
Max $R_{\text{DS(on)}}$ 32 Ω I_{DLIM} 350 mA	Max $R_{\text{DS(on)}}$ 24 Ω I_{DLIM} 400 mA	Max $R_{\text{DS(on)}}$ 7 Ω I_{DLIM} 700 mA

DIFFERENTIATORS

- Fixed frequency with jittering reduces the EMI allowing the minimal bill of material and reduces the number of required external components
- Integrated error amplifier allows direct feedback using a resistor divider
- No auxiliary winding costs
- Feedback disconnection protection
- Topology supported: flyback (PSR and SSR), buck, and buck-boost

RECOMMENDED FOR

- Home appliances
- Lighting
- Home automation
- Metering
- Automotive

* AEC-Q100 qualified

VIPerPlus series 7: BROWN-OUT

VIPer17	VIPer27	VIPer37
6 W	12 W	15 W
V_{BVDS} 800 V		
Max $R_{\text{DS(on)}}$ 24 Ω I_{DLIM} 400 mA	Max $R_{\text{DS(on)}}$ 7 Ω I_{DLIM} 700 mA	Max $R_{\text{DS(on)}}$ 4.5 Ω I_{DLIM} 1 A

DIFFERENTIATORS

- Fixed frequency with jittering reduces the EMI allowing the minimal bill of material and reduces the number of required external components
- Brown out protection with configurable minimum input voltage
- Embedded protections: output OVP, short circuit/OLP, 2nd OCP
- Topology supported: isolated flyback-SSR

RECOMMENDED FOR

- Adapters
- Lighting
- Industrial power supplies
- Air conditioning

VIPerPlus series 8: PEAK POWER

VIPer28	VIPer38
12 W/20 W (peak)	15 W/25 W (peak)
V_{BVDS} 800 V	
Max $R_{\text{DS(on)}}$ 7 Ω I_{DLIM} 800 mA	Max $R_{\text{DS(on)}}$ 4.5 Ω I_{DLIM} 1.15 A

DIFFERENTIATORS

- Fixed frequency with jittering reduces the EMI allowing the minimal bill of material and reduces the number of required external components
- Extra power timer (peak power) for improved response during load transient
- Embedded protections: output OVP, short circuit/OLP, 2nd OCP
- Topology supported: isolated flyback-SSR

RECOMMENDED FOR

- Metering
- Lighting
- Consumer



A Plus for your applications

A PLUS FOR METERING

REQUIREMENTS

- High voltage robustness
- High immunity to electrical discharge
- Reduced noise in the communication band
- Peak power for data transfer

RECOMMENDED:

VIPerPlus series 6

VIPerPlus series 8



KEY BENEFITS FOR METERING

- Three switching frequency options to avoid noise in the communication band
- 800 V avalanche-rugged power MOSFET allowing ultra wide range input V_{AC} to be covered
- Embedded error amplifier for direct feedback from output or primary regulation
- Settable timer for peak power capability

BEST-FIT TOPOLOGIES



- Non isolated converter
 - buck
 - buck boost (negative output)
 - flyback with direct output feedback



- Isolated Flyback
 - SSR with optocoupler
 - Peak power

A PLUS FOR LIGHTING

REQUIREMENTS

- Low standby consumption
- High efficiency
- Robustness
- Cost saving
- Reduced size

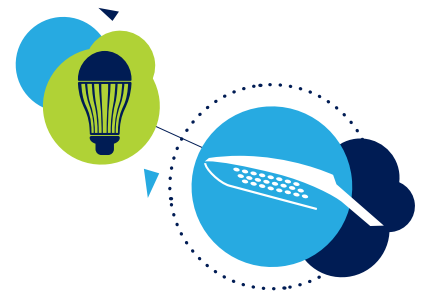
RECOMMENDED:

VIPerPlus0P

VIPerPlus series 1

VIPerPlus series 5

VIPerPlus series 6




KEY BENEFITS FOR LIGHTING

- Energy-saving: 10 mW @ no load @ 230 V_{AC} and 4 mW in ZPM @ 230 V_{AC}
- Quasi-resonant for high efficiency
- 800 V avalanche-rugged power MOSFET allowing ultra wide range input V_{AC} to be covered
- Reduced peak drain current during the start up
- Smart and efficient buck led driver using the floating ground and low ref voltage
- Embedded error amplifier for direct feedback from output or primary regulation
- Operating temperature: -40 to +150 °C
- Brown-out with settable turn-ON and turn-OFF thresholds

BEST-FIT TOPOLOGIES



- Non isolated converter
 - buck
 - buck boost (negative output)
 - flyback with direct output feedback



- Isolated Flyback
 - SSR with optocoupler
 - PSR by auxiliary winding
 - Quasi-resonant

A PLUS FOR HOME APPLIANCES

REQUIREMENTS

- Low standby power
- High efficiency at light load
- Small EMI input filter
- Ultra-wide input voltage
- Small size

RECOMMENDED:

VIPerPlus0P

VIPerPlus series 1

VIPerPlus series 6



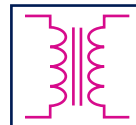
KEY BENEFITS FOR HOME APPLICATIONS

- Frequency jittering reduces the EMI allowing small input filter
- Compliance with the more stringent energy saving regulations
- Zero Power Mode allowing IC shut down and wake up using smart interface with MCU for touch button or remote control
- 800 V avalanche-rugged power MOSFET allowing ultra wide range input V_{AC} to be covered
- Self-supply for reduced part count
- Embedded error amplifier for direct feedback from output or primary regulation
- Reduced peak drain current during the start up
- Wide supply voltage range: 4.5 to 30 V
 - 4.5 V allows external supply from low voltage output (5 V)
 - 30 V allows wide auxiliary voltage in case the transformer is used

BEST-FIT TOPOLOGIES



- Non isolated converter
 - buck
 - buck boost (negative output)
 - flyback with direct output feedback



- Isolated Flyback
 - SSR with optocoupler
 - PSR by auxiliary winding

A PLUS FOR HOME AUTOMATION

REQUIREMENTS

- Small size
- Low standby power
- High efficiency at light load
- Small EMI input filter
- Reduced part count

RECOMMENDED:

VIPerPlus0P

VIPerPlus series 1

VIPerPlus series 6



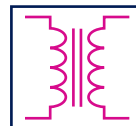
KEY BENEFITS FOR HOME AUTOMATION

- Energy saving: 10 mW @ no load @ 230 V_{AC}, 4 mW in ZPM @ 230 V_{AC}
- 800 V avalanche-rugged power MOSFET allowing ultra wide range input V_{AC} to be covered
- Embedded auto-restart protections
- Self-supply for reduced part count
- Embedded error amplifier for direct feedback from output or primary regulation
- Operating temperature: -40 to +150 °C
- Remote control availability through ZPM function (only VIPer0P)

BEST-FIT TOPOLOGIES



- Non isolated converter
 - buck
 - buck boost (negative output)
 - flyback with direct output feedback



- Isolated Flyback
 - SSR with optocoupler
 - PSR by auxiliary winding

A PLUS FOR CONSUMER AND ADAPTERS

REQUIREMENTS

- Low standby power
- High efficiency
- Reliability
- Cost saving
- Minimized size and weight
- Robustness

RECOMMENDED:

VIPerPlus series 5

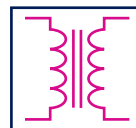
VIPerPlus series 8



KEY BENEFITS FOR CONSUMER AND ADAPTERS

- Energy saving: 30 mW no load consumption @ 230 V_{ac}
- Compliance with the more stringent energy saving regulations
- Quasi resonant for high efficiency
- 800 V avalanche-rugged power MOSFET allowing ultra wide range input V_{ac} to be covered
- Peak power capability for improved response during load transient
- Operating temperature: -40 to +150 °C
- Brown-out with settable turn-ON and turn-OFF thresholds

BEST-FIT TOPOLOGIES



- Isolated Flyback
 - SSR with optocoupler
 - Peak power
 - Quasi-resonant

A PLUS FOR AUTOMOTIVE

REQUIREMENTS

- AEC-Q100 qualified
- Capable of supporting the Production Part Approval Process (PPAP)
- Strong thermal robustness
- Reliability
- Reduced size and BoM

RECOMMENDED:

VIPerA16



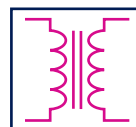
KEY BENEFITS FOR AUTOMOTIVE

- 800 V avalanche-rugged power MOSFET with embedded failure protections
- AEC-Q100 qualified
- Operating temperature: -40 to 150 °C
- Design 5 W SMPS with minimal bill of material
- Energy saving: 30 mW no load consumption @ 230 V_{ac}
- Embedded auto-restart protections and thermal shutdown

BEST-FIT TOPOLOGIES



- Non isolated converter
 - buck
 - buck boost (negative output)
 - flyback with direct output feedback



- Isolated Flyback
 - SSR with optocoupler
 - PSR by auxiliary winding



Evaluation boards

NON-ISOLATED, INDUCTOR-BASED TOPOLOGIES - BUCK OR BUCK-BOOST UP TO I_{out} 300 mA AT WIDE AND ULTRA-WIDE INPUT VOLTAGE RANGE

Order code	Part number	Short description	V _{in}	V _{out} /I _{out}	Document
STEVAL-ISA010V1	VIPER16LN	Not-isolated buck converter, 60 kHz, DIP7 package	85-500 V _{AC}	12 V ±10%, 5 V ±4%, 150 mA	AN2872
STEVAL-ISA096V1	VIPER06XS	Not-isolated buck boost converter, 30 kHz, SS010 package	85-265 V _{AC}	-12 V/150 mA	UM1470
STEVAL-ISA114V1	VIPER06XS	Not-isolated buck converter, 30 kHz, SS010 package	80-265 V _{AC}	5 V/160 mA	AN4273
STEVAL-ISA115V1	VIPER06XS	Not-isolated buck converter, 30 kHz, SS010 package	85-265 V _{AC}	12 V/150 mA	AN4260
STEVAL-ISA116V1	VIPER26LD	Not-isolated buck converter, 60 kHz, S016N package	85-265 V _{AC}	16 V, 5 V/300 mA	AN4562
STEVAL-ISA119V1	VIPER16LD	Not-isolated buck converter, 60 kHz, S016N package	85-265 V _{AC}	12, 5 V/150 mA	AN4345
STEVAL-ISA130V1	VIPER06XN	Not-isolated buck converter, 30 kHz, DIP7 package	85-375 V _{AC}	12 V/140 mA	DN0009
STEVAL-ISA178V1	VIPER013XS	Non-isolated buck converter, jittered 30 kHz, SS010 package	85-265 V _{AC}	5 V/200 mA	AN4858
STEVAL-ISA179V1	VIPER0PLD	Non-isolated buck converter, jittered 60 kHz, S016N package	85-265 V _{AC}	15 V/150 mA	AN4857

FLYBACK UP TO 4.5 W AT WIDE INPUT VOLTAGE RANGE - NON ISOLATED

Order code	Part number	Short description	V _{in}	V _{out} /I _{out}	Document
STEVAL-ISA112V1	VIPER06HN	Flyback, 115 kHz, DIP7 package	85-265 V _{AC}	12 V/350 mA	AN4116
STEVAL-ISA113V1	VIPER06HS	Flyback, 115 kHz, SS010 package	85-265 V _{AC}	12 V/350 mA	AN4164
STEVAL-ISA177V1	VIPER013LS	Flyback, jittered 60 kHz, SS010 package	85-265 V _{AC}	5 V/800 mA	AN4855

UP TO 4.5 W AT WIDE INPUT VOLTAGE RANGE - ISOLATED

Order code	Part number	Short description	V _{in}	V _{out} /I _{out}	Document
STEVAL-ILL017V1	VIPER17HN	Flyback (LED driver), 115 kHz DIP7 package	220 ±20%	7 V/500 mA	AN2811
STEVAL-ISA134V1	VIPER06HN	Flyback, 115 kHz, DIP7 package	85-265 V _{AC}	12 V/330 mA	AN4372
STEVAL-ISA135V1	VIPER06HS	Flyback, 115 kHz, SS010 package	85-265 V _{AC}	12 V/330 mA	AN4404
STEVAL-ISA136V1	VIPER06HN	Flyback, 115 kHz, DIP7 package	85-265 V _{AC}	5 V/600 mA	AN4410
STEVAL-ISA137V1	VIPER06HS	Flyback, 115 kHz, SS010 package	85-265 V _{AC}	5 V/600 mA	AN4418

UP TO 7 W AT WIDE INPUT VOLTAGE RANGE - NON ISOLATED

Order code	Part number	Short description	V _{in}	V _{out} /I _{out}	Document
STEVAL-ISA071V2	VIPER16LN	Flyback (negative), 60 kHz, DIP7 package	85-265 V _{AC}	-5 V/400 mA, +7 V/160 mA	UM0920
STEVAL-ISA118V1	VIPER16LN	Flyback, 60 kHz, DIP7 package	85-265 V _{AC}	16 V/280 mA	AN3028
STEVAL-ISA129V1	VIPER16HN	Flyback, 115 kHz, DIP7 package	85-265 V _{AC}	16 V/280 mA	
STEVAL-ISA174V1	VIPER0PLD	Flyback, jittered 60 kHz, S016N package, Zero-Power	85-265 V _{AC}	7 V, -5 V 7 W	AN4836
STEVAL-ISA192V1*	VIPER0PLD	Flyback, jittered 60 kHz, S016N package, Zero-Power	85-265 V _{AC}	15 V/150 mA	Coming soon

UP TO 7 W AT WIDE INPUT VOLTAGE RANGE - ISOLATED

Order code	Part number	Short description	Vin	Vout/Iout	Document
STEVAL-ISA060V1	VIPER17HN	Flyback, 115 kHz, DIP7 package	85-265 V _{AC}	12 V/500 mA	AN2753
STEVAL-ISA062V1	VIPER17HN	Flyback (double out), 115 kHz, DIP7 package	85-265 V _{AC}	5 V, 12 V/750 mA	AN2934
STEVAL-ISA117V1	VIPER16LN	Flyback, 60 kHz, DIP7 package	85-265 V _{AC}	12 V/400 mA	AN4259
STEVAL-ISA124V1	VIPER17HN	Flyback (CC/CV charger), 115 kHz, DIP7 package	85-265 V _{AC}	5 V/1 A	AN2840
STEVAL-ISA125V1	VIPER28LN	Flyback (PEAK Power), 60 kHz, DIP7 package	85-265 V _{AC}	5 V/2.4 A	Databrief
STEVAL-ISA126V1	VIPER28HN	Flyback (PEAK Power), 115 kHz, DIP7 package	85-265 V _{AC}	5 V/2.4 A	AN2950
STEVAL-ISA180V1	VIPEROPHD	Flyback, 60kHz, S016N package, Zero Power	85-265 V _{AC}	12 V/0.5 A	AN4905
STEVAL-ISA181V1*	VIPEROPHD	STM32L151C6, Flyback, 120kHz, S016N package, Zero Power, Remote control	85-265 V _{AC}	12 V/0.5 A	Coming soon

UP TO 12 W AT WIDE INPUT VOLTAGE RANGE - NON ISOLATED

Order code	Part number	Short description	Vin	Vout/Iout	Document
STEVAL-ISA110V1	VIPER26LN	Flyback, 60 kHz, DIP7 package	85-265 V _{AC}	12 V/1 A	AN4106
STEVAL-ISA111V1	VIPER26HN	Flyback, 115 kHz, DIP7 package	85-265 V _{AC}	12 V/1 A	AN4165

UP TO 12 W AT WIDE INPUT VOLTAGE RANGE - ISOLATED

Order code	Part number	Short description	Vin	Vout/Iout	Document
STEVAL-ISA081V1	VIPER26LN	Flyback (PRIMARY reg), 60 kHz, DIP7 package	85-265 V _{AC}	12 V, 3.3 V/1 A	UM0984
STEVAL-ISA103V1	VIPER27LN	Flyback, 60 kHz, DIP7 package	85-265 V _{AC}	5 V/2.4 A	AN2929
STEVAL-ISA122V1	VIPER27HN	Flyback, 115 kHz, DIP7 package	85-265 V _{AC}	5 V/2.2 A	AN3011
STEVAL-ISA162V1	VIPER25HD	Quasi-resonant flyback, 225 kHz frequency limit, S016N package	85-265 V _{AC}	12 V/830 mA	AN4685
STEVAL-ISA175V1	VIPER26HD	Three outputs, flyback for Smart meter and Power Line Communication system	85-440 V _{AC}	16 V/500 mA (700mA pk) 5 V/100 mA, 3.3 V/200 mA	AN4878
STEVAL-ISA182V1*	VIPER38HD	Flyback (PEAK Power), 115 kHz, S016N package	85-132 V _{AC}	12 V/0.7 A (2.5 A peak for 10 ms)	Coming soon

UP TO 15 W AT WIDE INPUT VOLTAGE RANGE - ISOLATED

Order code	Part number	Short description	Vin	Vout/Iout	Document
STEVAL-ISA121V1	VIPER37LE	Flyback, 60 kHz, SDIP10 package	85-265 V _{AC}	5 V, 3 A	AN4407
STEVAL-ISA140V1	VIPER37HE	Flyback, 60 kHz, SDIP10 package	85-265 V _{AC}	12 V/1.2 A	AN4419
STEVAL-ISA153V1	VIPER38LE	Flyback (PEAK Power), 60 kHz, SDIP10 package	90-265 V _{AC}	12 V/1.2 A peak 1.8 A	AN4479
STEVAL-ISA171V1	VIPER35HD	Quasi-resonant flyback, 225 kHz frequency limit, S016N package	85-265 V _{AC}	12 V/1.25 A	AN4812
STEVAL-ISA191V1	VIPER37LE	Flyback double output, 60 kHz, SDIP10 package	85-265 V _{AC}	5 V/1.2 A, 12 V/0.75 A	AN4830
STEVAL-ISA183V1*	VIPER35LD	Quasi resonant triple output flyback, 116 kHz frequency limit	175-275 V _{AC}	12 V/1 A, 15 V/0.2 A 5 V/0.2 A	Coming soon
STEVAL-ISA184V1	VIPER37LD	Flyback double output, 60 kHz, S016N package	85-265 V _{AC}	5 V/1.2 A, 12 V/0.75 A	AN4830

* Coming soon



Available in a click

SURFACE-MOUNT AND THROUGH-HOLE PACKAGES



S016N



SDIP10



DIP7



SS010

MAKE YOUR DESIGN EASILY USING EDESIGNSUITE



For technical documentation, samples and on-line ordering, visit us at: www.st.com/viperplus

life.augmented



© STMicroelectronics - November 2016 - Printed in United Kingdom - All rights reserved
The STMicroelectronics corporate logo is a registered trademark of the STMicroelectronics group of companies
All other names are the property of their respective owners

