

Surge protection device - CN-UB-70DC-6-BB - 2803166

Please be informed that the data shown in this PDF Document is generated from our Online Catalog. Please find the complete data in the user's documentation. Our General Terms of Use for Downloads are valid (<http://download.phoenixcontact.com>)




Attachment plug with surge protection for coaxial signal interfaces. Connection: N connector, female/female

Why buy this product

- Mounting plate enables mounting, e.g., in a control cabinet
- Gas-filled surge arrester can be replaced in case of malfunction



Key commercial data

Packing unit	1
Minimum order quantity	50
Catalog page	Page 170 (TT-2011)
GTIN	 4 046356 293211
Custom tariff number	85363010
Country of origin	UNITED STATES

Technical data

General

Housing material	Brass (CuZn)
Color	nickel
Standards for air and creepage distances	DIN VDE 0110-1
Standards for air and creepage distances	IEC 60664-1
Ambient temperature (operation)	-40 °C ... 90 °C
Mounting type	Connection-specific intermediate plugging
Design	Attachment plug
Degree of protection	IP68
Direction of action	Line-Shield/Earth Ground
Width	24 mm
Height	24 mm
Depth	47 mm

Protective circuit

Surge protection device - CN-UB-70DC-6-BB - 2803166

Technical data

Protective circuit

IEC category	C2
IEC category	C3
IEC category	D1
VDE requirement class	C2
VDE requirement class	C3
VDE requirement class	D1
Maximum continuous operating voltage UC	70 V DC
Maximum continuous operating voltage UC	50 V AC
Maximum continuous voltage UC (wire-ground)	70 V DC
Maximum continuous voltage UC (wire-ground)	50 V AC
Nominal current I _N	10 A
Operating effective current I _C at UC	≤ 1 μA
Nominal discharge surge current I _n (8/20) μs (Core-Earth)	5 kA
Nominal discharge surge current I _n (8/20) μs (Core-Shield)	5 kA
Max. discharge surge current I _{max} (8/20) μs maximum (Core-Earth)	10 kA
Max. discharge surge current I _{max} (8/20) μs maximum (Core-Shield)	10 kA
Nominal pulse current I _{an} (10/1000) μs (Core-Shield)	100 A
Lightning test current (10/350) μs, peak value limp	1 kA
Output voltage limitation at 1 kV/μs (Core-Earth) spike	≤ 650 V
Output voltage limitation at 1 kV/μs (Core-Shield) spike	≤ 650 V
Output voltage limitation at 1 kV/μs (Core-Earth) static	≤ 650 V
Output voltage limitation at 1 kV/μs (Core-Shield) static	≤ 650 V
Protection level UP (Core-Earth)	≤ 800 V (C2 (4 kV/2 kA))
Protection level UP (Core-Earth)	≤ 1 kV (C2 (10 kV/5 kA))
Protection level UP (Core-Shield)	≤ 800 V (C2 (4 kV/2 kA))
Protection level UP (Core-Shield)	≤ 1 kV (C2 (10 kV/5 kA))
Response time t _A (Core-Earth)	≤ 100 ns
Response time t _A (Core-GND)	≤ 100 ns
Input attenuation a _E , asym.	0.1 dB (6 GHz)
Cut-off frequency f _g (3 dB), asym. (shield) in 50 Ohm system	> 6 GHz
Frequency range	0 Hz ... 6 GHz
Standing wave ratio SWR in a 50 Ω system	Typ. 1.15 (6 GHz)
Permissible HF power P _{max} . at SWR=xx (50 Ohm system)	30 W (VSWR = 1.15)
Capacity (Core-Earth)	Typ. 1.5 pF
Capacity asymmetrical (shield)	Typ. 1.5 pF
Surge carrying capacity in acc. with IEC 61643-21 (Core-Earth)	C2 (10 kV/5 kA)
Surge carrying capacity in acc. with IEC 61643-21 (Core-Earth)	C3 (100 A)
Surge carrying capacity in acc. with IEC 61643-21 (Core-Earth)	D1 (1 kA)
Surge carrying capacity in acc. with IEC 61643-21 (Core-Shield)	C2 (10 kV/5 kA)
Surge carrying capacity in acc. with IEC 61643-21 (Core-Shield)	C3 (100 A)
Surge carrying capacity in acc. with IEC 61643-21 (Core-Shield)	D1 (1 kA)

Surge protection device - CN-UB-70DC-6-BB - 2803166

Technical data

Protective circuit

Alternating current carrying capacity in acc. with IEC 61643-21 (Core-Shield)	5 A - 1 s
---	-----------

Connection data

Connection method	N connector 50 Ω
Connection type IN	N connector, female
Connection type OUT	N connector, female

Connection, protective circuit

Standards/regulations	IEC 61643-21
-----------------------	--------------

Classifications

eclass

eCl@ss 4.0	27140201
eCl@ss 4.1	27130801
eCl@ss 5.0	27130801
eCl@ss 5.1	27130801
eCl@ss 6.0	27130807
eCl@ss 7.0	27130807

etim

ETIM 2.0	EC000943
ETIM 3.0	EC000943
ETIM 4.0	EC000943
ETIM 5.0	EC000943

unspsc

UNSPSC 6.01	30212010
UNSPSC 7.0901	39121610
UNSPSC 11	39121610
UNSPSC 12.01	39121610
UNSPSC 13.2	39121620

Approvals

Approvals

Approvals

GOST

Ex Approvals

Surge protection device - CN-UB-70DC-6-BB - 2803166

Approvals

Approvals submitted

Approval details



Accessories

Accessories

Assembly

Mounting plate - CN-UB/MP - 2818135



Tongue for attaching the CN-UB..., to housing panels, for example.

Mounting plate - CN-UB/MP-90DEG-50 - 2803137



Angled bracket for individually fixing CN-UB... to housing panels, for example.

Additional products

Mounting plate - CN-UB/MP - 2818135

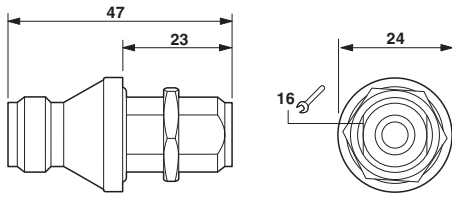


Tongue for attaching the CN-UB..., to housing panels, for example.

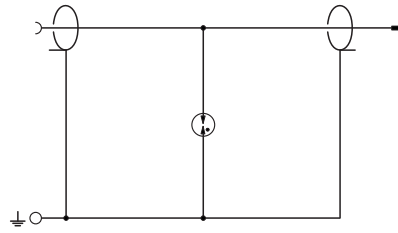
Drawings

Surge protection device - CN-UB-70DC-6-BB - 2803166

Dimensioned drawing



Circuit diagram



© Phoenix Contact 2012 - all rights reserved
<http://www.phoenixcontact.com>