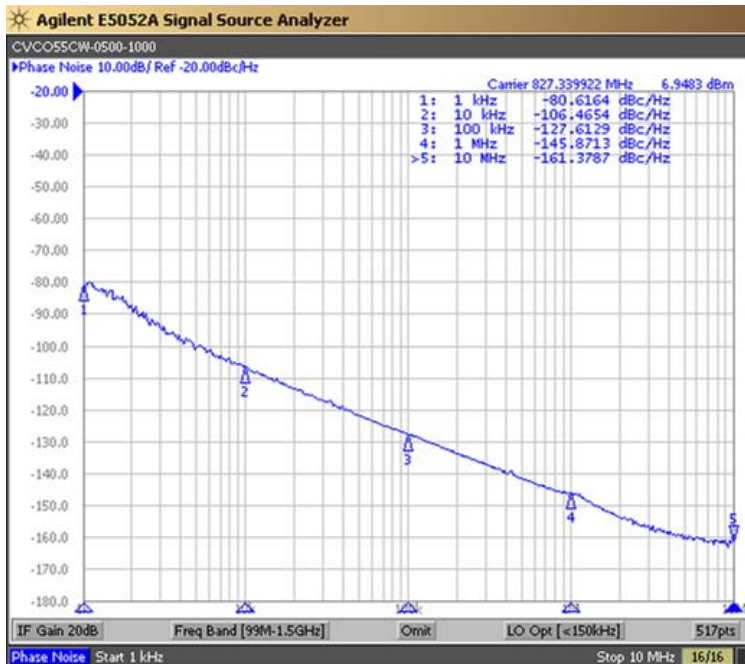


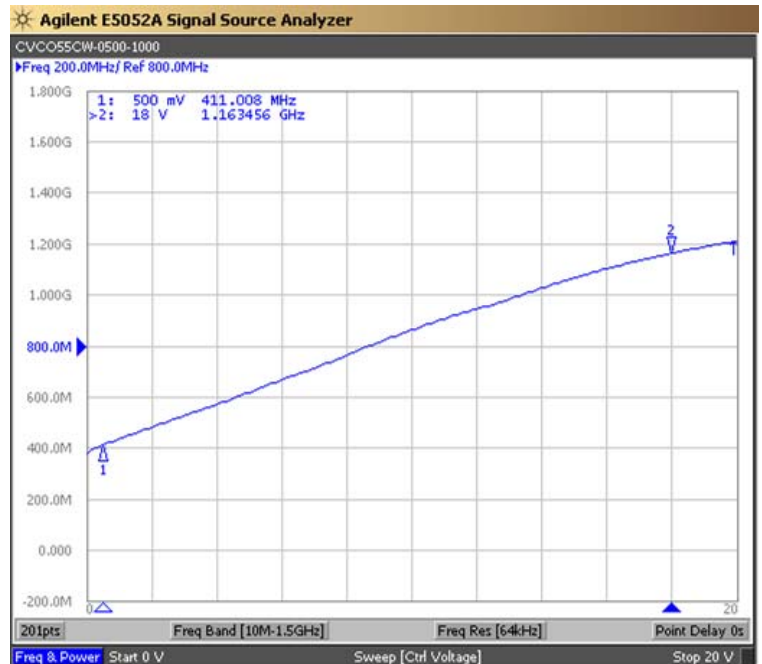


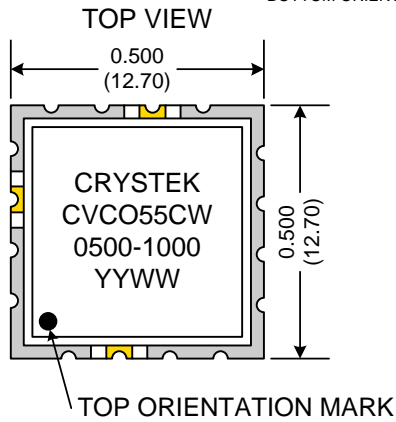
PERFORMANCE SPECIFICATION	MIN	TYP	MAX	UNITS
Lower Frequency:			500	MHz
Upper Frequency:	1000			MHz
Tuning Voltage:	0.5		18.0	VDC
Supply Voltage:	11.4	12.0	12.6	VDC
Output Power:	+4.0	+7.0	+10.0	dBm
Supply Current:		14	20	mA
Harmonic Suppression (2 nd Harmonic):		-5		dBc
Pushing:			2.0	MHz/V
Pulling, all Phases:			4.0	MHz pk-pk
Tuning Sensitivity:		60		MHz/V
Phase Noise @ 10kHz offset:		-104		dBc/Hz
Phase Noise @ 100kHz offset:		-127		dBc/Hz
Load Impedance:		50		Ω
Input Capacitance:			120	pF
Operating Temperature Range:	-40		+85	$^{\circ}$ C
Storage Temperature Range:	-45		+90	$^{\circ}$ C

Phase Noise (1 Hz BW, Typical)



Tuning Curve (Typical)





Pad	Connection
2	Vt
10	RF-OUTPUT
14	Vcc
Others	GROUND

- Unless otherwise specified, Dimensions are in: $\frac{IN}{(mm)}$
- Pad Location Dimensions are in: Inches

TAPE AND REEL



Drawing not to scale

Product Control:

Crystek Part Number:	CVCO55CW-0500-1000	Release Date:	09-Oct-12
Revision Level:	F	Responsible:	C. Vales

Specification is subject to change without notice