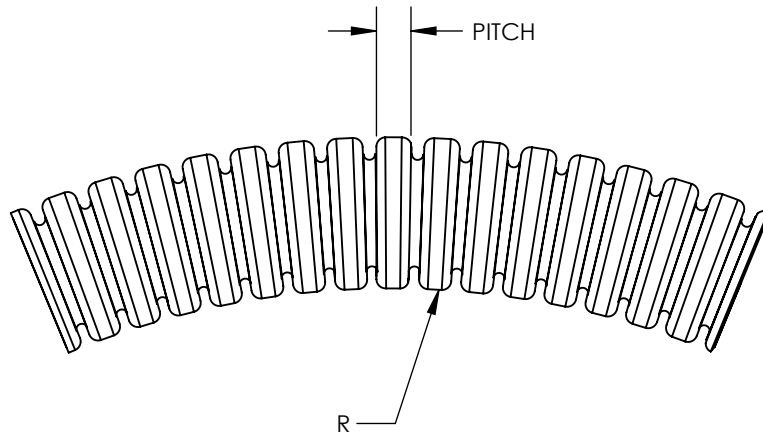
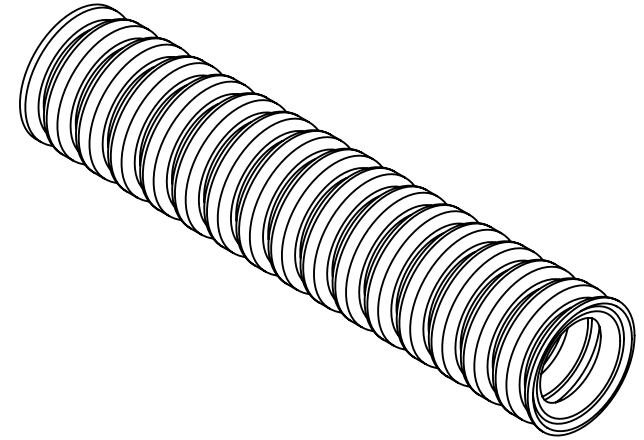
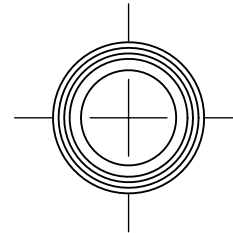
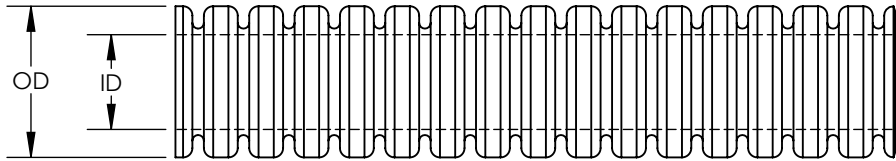


SW2014



Revision level			Revision Record	Changed	Date	Approved	Date
Drawing	State	Part					
01.1	Design Release		SEE ECN# 013683	GRW	1/23/2017	KAC	1/23/2017



Conduit Size		Euro Size	Pitch	HellermannTyton Item Number	Man'f Part Reference	Outside Dimension (OD)		Inside Dimension (ID)		Minimum Bend Radius	Compression Strength	Weight
inches	mm	(NW)	F or C			in	mm	in	mm	mm	kg/100mm	lbs / foot
1/4	10	7	F	HG-SW0250	FPAS10	0.39	10	0.25	6.3	15	100	0.013
5/16	13	12	F	HG-SW0310	FPAS13	0.51	13	0.39	9.8	25	75	0.02
3/8	16	12	F	HG-SW0380	FPAS16	0.63	15.8	0.47	11.8	35	60	0.026
1/2	21	17	F	HG-SW0500	FPAS21	0.84	21.2	0.66	16.7	45	75	0.04
1/2	21	17	C	HG-SW0500	FPAS21C	0.84	21.2	0.63	16.0	45	95	0.047
3/4	28	23	F	HG-SW0750	FPAS28	1.13	28.5	0.90	22.8	50	70	0.067
3/4	28	23	C	HG-SW0750	FPAS28C	1.13	28.5	0.85	21.7	50	90	0.067
1	34	29	C	HG-SW1000	FPAS34	1.36	34.5	1.11	28.1	60	90	0.091
1.25	42	36	C	HG-SW1250	FPAS42	1.68	42.5	1.40	35.5	70	100	0.111
1.5	54	48	C	HG-SW1500	FPAS54	2.15	54.5	1.86	47.2	80	100	0.158
2	67	56	C	HG-SW2000	FPAS67	2.65	67.2	2.22	56.3	130	75	0.25

Material  
PA6

Units: inches  
Dimension without tolerances details to:  
.xxxx = ±.0005  
.xxx = ±.005  
.xx = ±.01  
.x = ±.03  
None = ±.06  
∠ = ±0.5°  
Dimension Formatted in/[mm]

The copyright of this drawing is reserved by HellermannTyton. It is issued on condition that it is not reproduced, copied, or disclosed to a third party, either wholly or in part, without the consent of HellermannTyton.

Drawn GRW 10/12/2016  
Approved KAC 10/12/2016  
**HellermannTyton**  
North America  
Email: corp@htamericas.com  
Web: www.hellermann.tyton.com

Article/Type-No HG-SW SERIES  
Title **HELAGUARD STANDARD WEIGHT NYLON CONDUIT**  
Drawing-No PRODUCTION : Phase  
**15-0771-001-CSU**

Scale  
Project Number PRP 15-0771  
Format AH  
Sheet 1/1