

Specification Status: Released

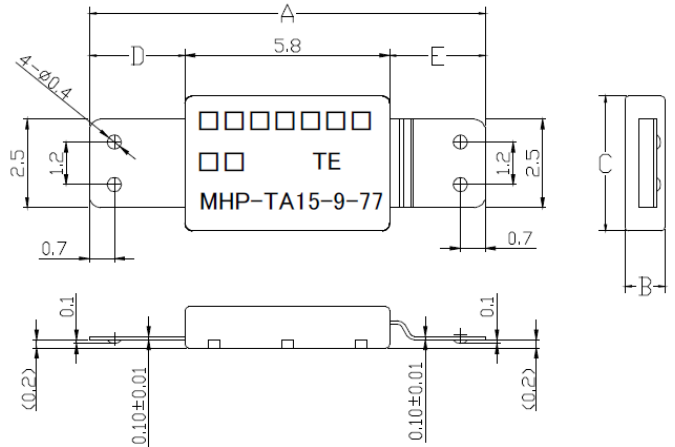
Electrical Rating

Contact Rating	Maximum Breaking Current	Minimum Hold Voltage	Maximum Leakage Current
DC9V/25A (6000 cycles)	DC5V/80A (100 cycles)	3V	200mA

Leads: Copper based alloy
Case: LCP

Marking:

- - Lot Identification
- TE – Control Number, Company logo
- MHP-TA15-9-77 - Part Name



Notes:

Unspecified dimensions, tolerance should be +/-0.1mm
Dimensions in brackets are for reference

TABLE I. DIMENSIONS:

mm:	A		B	C		D		E	
	MIN	MAX	TYP	MIN	MAX	MIN	MAX	MIN	MAX
	10.9	11.4	1.15	3.75	3.85	2.6	2.8	2.6	2.8

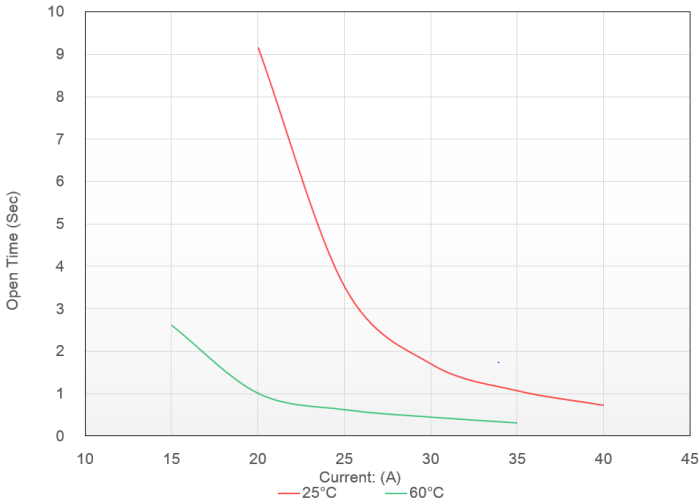
TABLE II. PERFORMANCE RATINGS:

OPERATION TEMPERATURE			RESET TEMPERATURE		RESISTANCE		HOLD CURRENT	
°C			°C		mohms @ 25°C		Amp @ 25°C	Amp @ 60°C
MIN	TYP	MAX	MIN	ΔT ¹	TYP	MAX	MIN	MIN
72	77	82	≥40	≥10	2.5	5	15	6

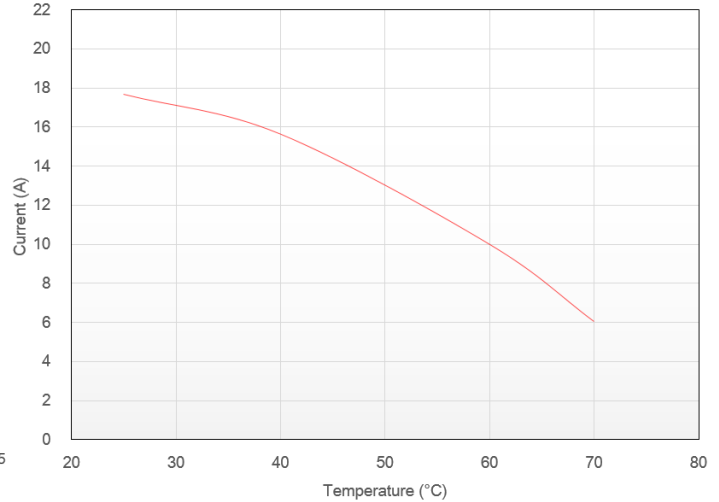
¹ ΔT is the minimum temperature differential between the actual operation temperature of the device and the reset temperature

ELECTRICAL PERFORMANCE (Typical):

Open Time vs. Current Curves – @ 25°C & 60°C



Hold Current vs. Temperature Curve



OPERATION TEMPERATURE RANGE

-30~100°C

Agency Recognitions: UL Recognized File# E349829. CB Recognized File# US-23575-A1-UL
 Reference Documents: PS300
 Precedence: This specification takes precedence over documents referenced herein.
 Effectivity: Reference documents shall be the issue in effect on the date of invitation for bid.

CAUTION

Please refer to the MHP-TA series device usage guidelines.
 Using the products outside the recommended guidelines may result in device damage.
 Operation beyond the rated voltage or current may result in rupture, electrical arcing or flame.

Materials Information

ROHS Compliant

ELV Compliant

Pb-Free

Halogen Free*

Directive 2002/95/EC
Compliant

Directive 2000/53/EC
Compliant



*Halogen Free refers to: Br≤900ppm, Cl≤900ppm, Br+Cl≤1500ppm.

Information furnished is believed to be accurate and reliable. However, users should independently evaluate the suitability of and test each product selected for their own applications. Tyco Electronics Corporation and its affiliates in the TE Connectivity Ltd. group of companies ("TE") reserves the right to change or update, without notice, any information contained in this publication; to change, without notice, the design, construction, processing, or specification of any product; and to discontinue or limit production or distribution of any product. This publication supersedes and replaces all information previously supplied. Without express written consent by an officer of TE, TE does not authorize the use of any of its products as components in nuclear facility applications, aerospace, or in critical life support devices or systems. TE expressly disclaims all implied warranties regarding the information contained herein, including, but not limited to, any implied warranties of merchantability or fitness for a particular purpose. TE's only obligations are those in the TE Standard Terms and Conditions of Sale and in no case will TE be liable for any incidental, indirect, or consequential damages arising from the sale, resale, use, or misuse of its products.