

Connector in molded plastic on both sides - K-17-M17 M9/2,0-E01/M17 F8 - 1624778

Please be informed that the data shown in this PDF Document is generated from our Online Catalog. Please find the complete data in the user's documentation. Our General Terms of Use for Downloads are valid (<http://phoenixcontact.com/download>)



Connector in molded plastic on both sides, Length: 2 m, Color of outer sheath: green

Product Features

- Our standard: robust halogen-free PUR cable
- Simple and safe: 100% electrically tested and assembled ready for use
- Designs with pre-assembled cables on one or both sides
- High flexibility: customer-specific assemblies and cable lengths can be supplied



Key Commercial Data

Packing unit	1 pc
Custom tariff number	85444290
Country of origin	Germany

Technical data

Conductor length	2 m
Nominal current	3.6 A

Connector specifications

Type	straight plastic-sheathed
Housing material	Zinc die-cast
Thread type	M17
Locking type	Screw locking
Degree of protection	IP67, when in locked state
Number of positions	17
Direction of rotation	Standard

Connector in molded plastic on both sides - K-17-M17 M9/2,0-E01/M17 F8 - 1624778

Technical data

Connector specifications

Type of contact	Socket
Insertion/withdrawal cycles	50
Contact resistance	< 0.3 mΩ
Max. current	3.6 A
Voltage	60 V
Overvoltage category	III
Degree of pollution	3
Rated surge voltage	1.5 kV
Ambient temperature (operation)	-40 °C ... 105 °C

Cable specifications

Type of cable	SSLC11Y
Shielded	yes
Cable structure	3 x 2 x 0.14 mm ² + 2 x 0.5 mm ² + 4 x 0.14 mm ² + 4 x 0.22 mm ²
Cable structure (AWG)	26 AWG/3pr + 20 AWG/2c + 26 AWG/4c + 24 AWG/4c
External cable diameter	9.4 mm
Outer sheath, material	TPU
Material wire insulation	TPU
External sheath, color	green
Nominal voltage, cable	30 V
Test voltage	0.5 kV
Rated current	9 A
Smallest bending radius, fixed installation	38 mm
Smallest bending radius, movable installation	94 mm
Ambient temperature for fixed installation	-30 °C ... 80 °C
Ambient temperature for flexible installation	-30 °C ... 60 °C

Connector specifications (second page)

Type	straight plastic-sheathed
Housing material	Zinc die-cast
Thread type	M17
Degree of protection	IP67, when in locked state
Number of positions	17
Direction of rotation	Standard
Type of contact	Male connector
Insertion/withdrawal cycles	50
Contact resistance	< 0.3 mΩ

Connector in molded plastic on both sides - K-17-M17 M9/2,0-E01/M17 F8 - 1624778

Technical data

Connector specifications (second page)

Max. current	3.6 A
Voltage	60 V
Overvoltage category	III
Degree of pollution	3
Rated surge voltage	1.5 kV
Ambient temperature (operation)	-40 °C ... 105 °C

Classifications

eCl@ss

eCl@ss 4.0	272607xx
eCl@ss 4.1	27260701
eCl@ss 5.0	27260701
eCl@ss 5.1	27260701
eCl@ss 6.0	27260708
eCl@ss 7.0	27440312
eCl@ss 8.0	27062011
eCl@ss 9.0	27062011

ETIM

ETIM 3.0	EC001121
ETIM 4.0	EC001121
ETIM 5.0	EC001578

UNSPSC

UNSPSC 6.01	43172015
UNSPSC 7.0901	43201404
UNSPSC 11	43172015
UNSPSC 12.01	43201404
UNSPSC 13.2	43201404

Approvals

Approvals

Approvals

EAC

Connector in molded plastic on both sides - K-17-M17 M9/2,0-E01/M17 F8 - 1624778

Approvals

Ex Approvals

Approvals submitted

Approval details

EAC


Drawings

Schematic diagram




Socket pin assignment

Dimensional drawing



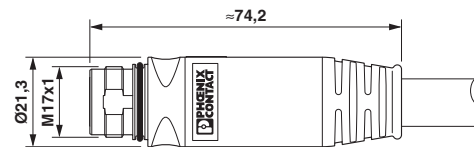
On the female side

Schematic diagram



Pin assignment of pin

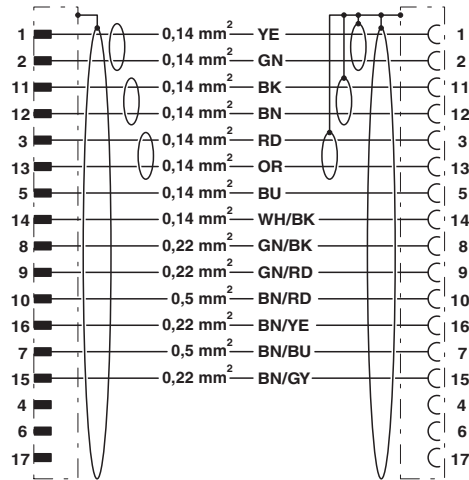
Dimensional drawing



Pin side

Connector in molded plastic on both sides - K-17-M17 M9/2,0-E01/M17 F8 - 1624778

Circuit diagram



Contact assignment of M17 plugs/sockets