

Metal Wire-wound Chip Power Inductors (MCOIL™, MB series)

MBMK2520TR47N



■ Features

- Item Summary
0.47uH±30%, 2.6A, 1008/2520 (EIA/JIS)
- Lifecycle Stage
Mass Production
- Standard packaging quantity (minimum)
Taping Embossed 3000pcs

■ Products characteristics table

| | |
|---|---|
| Inductance | 0.47 uH ± 30 % |
| Case Size (EIA/JIS) | 1008/2520 |
| Rated Current (max) | 2.6 A |
| Saturation Current (max) | 3.9 A |
| Saturation Current (typ) | 4.25 A |
| Temperature Rise Current (max) | 2.6 A |
| Temperature Rise Current (typ) | 2.9 A |
| DC Resistance (max) | 42 mΩ |
| DC Resistance (typ) | 35 mΩ |
| LQ Measuring Frequency | 1 MHz |
| Operating Temp. Range | -40 to +105 °C (Including self-generated heat) |
| Temperature characteristic (Inductance change) | ± 15 % |
| RoHS2 Compliance (10 subst.) | Yes |
| REACH Compliance (173 subst.) | Yes |
| Halogen Free | Yes |
| Soldering | Reflow |

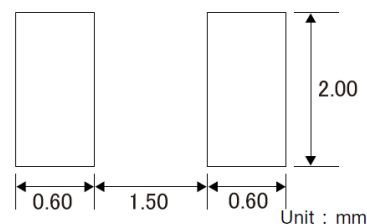
■ External Dimensions

| | |
|-------------|--------------|
| Dimension L | 2.5 ± 0.2 mm |
| Dimension W | 2.0 ± 0.2 mm |
| Dimension T | Max 1.2 mm |
| Dimension e | 0.5 ± 0.2 mm |

■ Recommended Land Patterns

【推奨ランドパターン】
 実装上の注意
 ・実装状態を確認の上ご使用くださいませようお願いたします。
 ・本製品のはんだ付けはリフローはんだ工法に限ります。

【Recommended Land Patterns】
 Surface Mounting
 ・Mounting and soldering conditions should be checked beforehand.
 ・Applicable soldering process to these products is reflow soldering only.



Metal Wire-wound Chip Power Inductors (MCOIL™, MB series)

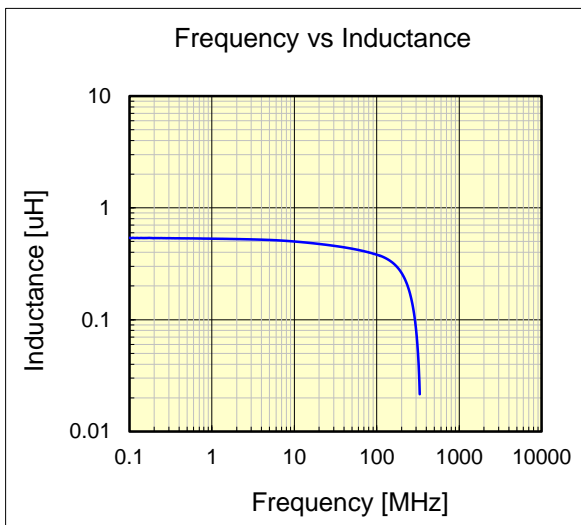
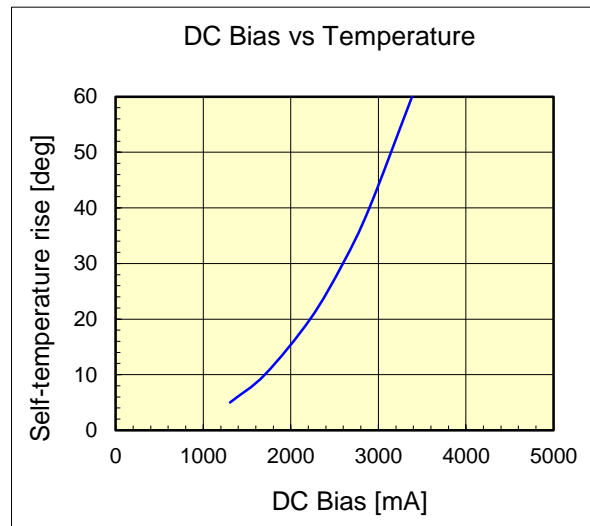
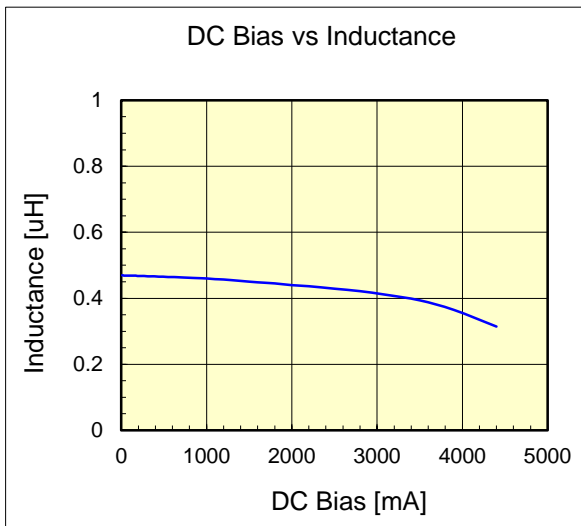
MCOIL™

MBMK2520TR47N



| Dimension | unit : mm | unit : inch |
|-----------|-------------|---------------------|
| Length : | 2.5 +/- 0.2 | (0.098 +/- 0.008) |
| Width : | 2.0 +/- 0.2 | (0.079 +/- 0.008) |
| Height : | 1.2 max. | (0.047 max.) |

| | | | |
|--|---------------|-----|-----------------------|
| Inductance : | 0.47 | uH | (test freq at 1MHz) |
| DC Resistance : | 0.035 / 0.042 | ohm | (typ / max) |
| Saturation Current : | 4,250 / 3,900 | mA | (typ / max) |
| Temp. rise Current : | 2,900 / 2,600 | mA | (typ / max) |
| Saturation current typical : 30% reduction from initial L value. | | | |
| Temp rise Current typical : Temperature will rise by 40 deg C | | | |
| Maximum rated voltage : DC 25 V | | | |



The data is reference only. Electrical characteristics vary depending on environment or measurement condition. TAIYO YUDEN reserves the right to make change to the data at any time without notice. Before making final selection, please check product specification.